


HFAML-ACME EMPLOYEES' UNIT FUND			
Statement of Financial Position			
As on September 30, 2019			
Particulars	Notes	Amount in BDT	
		30-Sep-19	30-Jun-19
<b>Assets</b>			
<b>Non Current Assets</b>			
Preliminary & Issue Expenses	Note:1	3,128,191	3,256,498
Computer Equipment-Desktop	Note:2	38,747	40,908
<b>Current Assets</b>			
Investment in Securities at Cost Price	Note:3	95,811,292	87,072,959
Accounts Receivable	Note:4	1,922,942	2,482,848
Investment in FDR	Note:5	26,500,000	26,500,000
Prepaid Expenses	Note:6	88,086	176,171
Cash & Cash Equivalents	Note:7	21,406,426	31,560,078
<b>Total Assets</b>		<b>148,895,684</b>	<b>151,089,462</b>
<b>Equity &amp; Liabilities</b>			
<b>Equity</b>			
Unit Capital	Note:8	135,312,068	139,984,486
Retained Earnings	Note:9	11,080,893	9,840,947
<b>Total Equity</b>		<b>146,392,961</b>	<b>149,825,433</b>
<b>Liabilities</b>			
Accounts Payable	Note:10	115,775	254,257
Provision/(Write back) for diminution in value of Investments	Note:11	2,386,947	1,009,772
<b>Total Liabilities</b>		<b>2,502,722</b>	<b>1,264,029</b>
<b>Total Liabilities &amp; Equity</b>		<b>148,895,684</b>	<b>151,089,462</b>
<b>NAV at Cost Price</b>		<b>148,779,908</b>	<b>150,835,205</b>
<b>NAV at Market Price</b>		<b>146,392,961</b>	<b>149,825,433</b>
<b>NAV per Unit (Cost)</b>		<b>10.99</b>	<b>10.77</b>
<b>NAV per Unit (Market)</b>	Note:12	<b>10.82</b>	<b>10.70</b>
<b>No. of Units</b>		<b>13,534,242</b>	<b>14,002,173</b>

\*The annexed notes 1-16 form an integral part of these financial statements.

  
 Senior Executive  
 HF Asset Management Limited

  
 Chief Operating Officer  
 HF Asset Management Limited

  
 Managing Director & CEO  
 HF Asset Management Limited

HFAML-ACME EMPLOYEES' UNIT FUND								
Statement of Comprehensive Income								
For the Period Ended on September 30, 2019								
								Amount in BDT
Particulars	Notes	07-Oct-2018 to 31-Dec- 2018	01-January-2019 to 31-March-2019	01-Apr-2019 to 30- June-2019	01-Jan-2019 to 30-June-2019	01-July-2019 to 30- September-2019	01-January-2019 to 30-September-2019	Consolidated (07-Oct-2018 to 30- September-2019)
<b>Income</b>								
Capital Gain	Note: 13	-	5,086,758	1,067,927	6,154,684	1,900,667	8,055,351	8,055,351
Dividend Income	Note: 14	76,250	211,409	450,604	662,013	83,105	745,118	821,368
Interest Income	Note: 15	3,887,408	1,785,734	1,645,812	3,431,546	1,752,558	5,184,104	9,071,512
<b>Total Income</b>		<b>3,963,658</b>	<b>7,083,901</b>	<b>3,164,342</b>	<b>10,248,243</b>	<b>3,736,331</b>	<b>13,984,574</b>	<b>17,948,232</b>
<b>Expenses</b>								
BSEC Annual Fee		-	34,677	35,062	69,739	35,448	105,187	105,187
Trustee Fee		-	52,646	53,090	105,736	52,638	158,374	158,374
Custodian Fee		-	-	-	-	72,995	72,995	72,995
CDBL Charges		26,757	9,469	14,202	23,671	6,152	29,823	56,580
CDBL Data Connectivity Charges		1,725	18,070	10,350	28,420	10,350	38,770	40,495
BO Account Maintenance Charge		-	-	-	-	1,800	1,800	1,800
Advertisement & Publication Expenses		10,500	22,750	22,750	45,500	25,000	70,500	81,000
IPO Subscription Expenses		11,173	6,000	6,000	12,000	3,000	15,000	26,173
EI Registration Fee		25,000	-	-	-	-	-	25,000
Management Fee		344,483	764,728	755,538	1,520,266	775,654	2,295,920	2,640,403
Sales Agent Commission		657,884	-	54,800	54,800	-	54,800	712,684
Bank Charges & Excise Duty		51,936	1,250	28,490	29,740	5,705	35,445	87,381
Amortization of Preliminary Expenses		57,180	125,518	126,913	252,431	128,307	380,738	437,919
Depreciation Expenses-Desktop		-	-	1,949	1,949	2,160	4,110	4,110
Other Expenses	Note: 16	-	30,291	-	30,291	-	30,291	30,291
<b>Total Expenses</b>		<b>1,186,638</b>	<b>1,065,400</b>	<b>1,109,144</b>	<b>2,174,544</b>	<b>1,119,209</b>	<b>3,293,754</b>	<b>4,480,391</b>
<b>Total Income Before Provision</b>		<b>2,777,020</b>	<b>6,018,501</b>	<b>2,055,199</b>	<b>8,073,699</b>	<b>2,617,121</b>	<b>10,690,820</b>	<b>13,467,840</b>
<b>Provision against Marketable Investment</b>		<b>139,490</b>	<b>(656,143)</b>	<b>(493,119)</b>	<b>(1,149,262)</b>	<b>(1,377,175)</b>	<b>(2,526,437)</b>	<b>(2,386,947)</b>
<b>Net Profit for the Period</b>		<b>2,916,510</b>	<b>5,362,358</b>	<b>1,562,080</b>	<b>6,924,437</b>	<b>1,239,946</b>	<b>8,164,383</b>	<b>11,080,893</b>
<b>No. of Units</b>		<b>13,771,500</b>	<b>13,321,000</b>	<b>14,002,173</b>	<b>14,002,173</b>	<b>13,534,242</b>	<b>13,534,242</b>	<b>13,534,242</b>
<b>Earnings Per Unit</b>		<b>0.21</b>	<b>0.40</b>	<b>0.11</b>	<b>0.49</b>	<b>0.09</b>	<b>0.60</b>	<b>0.82</b>

\*The annexed notes 1-16 form an integral part of these financial statements.

Senior Executive  
HF Asset Management Limited

Chief Operating Officer  
HF Asset Management Limited

Managing Director & CEO  
HF Asset Management Limited

**HFAML-ACME EMPLOYEES' UNIT FUND**  
**Statement of Changes in Equity**  
**For the Period Ended on September 30, 2019**


*Amount in BDT*

Particulars	Unit Capital	Retained Earnings	Total Equity
<b>Balance as on January 01, 2019</b>	<b>137,717,800</b>	<b>2,916,510</b>	<b>140,634,310</b>
Unit Capital	(2,405,732)		(2,405,732)
Net Profit for the period		6,924,437	6,924,437
<b>Balance as on September 30, 2019</b>	<b>135,312,068</b>	<b>11,080,893</b>	<b>146,392,961</b>

\*The annexed notes 1-16 form an integral part of these financial statements.

  
 Senior Executive  
**HF Asset Management Limited**

  
 Managing Director & CEO  
**HF Asset Management Limited**

  
 Chief Operating Officer  
**HF Asset Management Limited**

**HFAML-ACME EMPLOYEES' UNIT FUND**  
**Statement of Cash Flows**  
**For the Period Ended on September 30, 2019**

*Amount in BDT*

Particulars	Notes	07-Oct-2018 to 30-September-2019	July 01, 2019 to 30-September-2019	07-Oct-2018 to 30-June-2019
<b>Cash Flow form Operating Activities</b>		<b>4,087,740</b>	<b>722,137</b>	<b>3,365,603</b>
Dividend Income Received		821,368	287,759	533,609
Interest Income Received		7,350,177	1,468,515	5,881,662
Payment for Expenses		(4,083,806)	(1,034,137)	(3,049,668)
<b>Cash Flow from Investing Activities</b>		<b>(117,993,401)</b>	<b>(6,203,370)</b>	<b>(111,790,031)</b>
Payment for Investment in Marketable Securities		(148,672,920)	(21,700,761)	(126,972,159)
Investment in IPO Shares		(7,743,590)	(4,456,750)	(3,286,840)
Payment for Preliminary & Issue Expenses		(3,566,110)	-	(3,566,110)
Purchase of Computer Equipment-Desktop		(42,000)	-	(42,000)
Investment in FDR		(26,500,000)	-	(26,500,000)
Received from Sale of Marketable Securities		68,531,219	19,954,140	48,577,079
<b>Cash Flow from Financing Activities</b>		<b>135,312,088</b>	<b>(4,672,418)</b>	<b>139,984,506</b>
Unit Sale		145,407,088	327,582	145,079,506
Unit Repurchase		(10,095,000)	(5,000,000)	(5,095,000)
<b>Total Cash Flow for the Period</b>		<b>21,406,426</b>	<b>(10,153,652)</b>	<b>31,560,078</b>
<b>Beginning Cash &amp; Cash Equivalent</b>		<b>-</b>	<b>31,560,078</b>	<b>-</b>
<b>Ending Cash &amp; Cash Equivalent</b>		<b>21,406,426</b>	<b>21,406,426</b>	<b>31,560,078</b>

Net Operating Cash Flow Per Unit


0.30

0.05

0.24

  
Sr. Executive

HF Asset Management Limited

  
Chief Operating Officer

HF Asset Management Limited

  
Managing Director & CEO

HF Asset Management Limited