

HFAML UNIT FUND		
Statement of Financial Position		
As at Sept. 30, 2018		
Amounts in Taka		
Particulars	Notes	30-Sep-18
Assets		
Investment at Market Price	Note: 1	223,105,960.19
Accounts Receivable	Note: 2	1,462,843.28
Advance, Deposits & Prepayments	Note: 3	101,884.51
Preliminary & Issue Expenses	Note: 4	5,947,867.06
Cash & Cash Equivalents	Note: 5	54,196,942.25
Total Assets		284,815,497.28
Liabilities		
Accounts Payable	Note: 6	4,376,580.01
Total Liabilities		4,376,580.01
Net Assets (Total Assets-Liabilities)		280,438,917.27
Equity		
Unit Capital	Note: 7	284,249,513.50
Retained Earnings	Note: 8	22,573,910.53
Unrealized Gain (Loss)	Note: 10	(26,384,506.76)
Total Equity		280,438,917.27
Total Liabilities & Equity		284,815,497.28
NAV at Cost Price		306,823,424.03
NAV at Market Price		280,438,917.27
NAV per Unit (Cost)		10.74
NAV per Unit (Market)		9.82
No. of Unit		28,569,200



Sr. Executive
HF Asset Management Limited



Chief Operating Officer
HF Asset Management Limited



Managing Director & CEO
HF Asset Management Limited

HFAML UNIT FUND

Statement of Profit or Loss & Comprehensive Income
For the Quarter from July 01, 2018 to Sept. 30, 2018

Amounts in Taka

Particulars	Notes	28-Aug-2017 to 30 June 2018	01- July -2018 to 30 -Sep -2018	Cumulative (28- Aug-2017 to 30 Sept. 2018)
Income				
Capital Gain		10,605,930.96	8,385,338.32	18,991,269.27
Dividend Income		3,453,800.00	1,295,500.00	4,749,300.00
Interest Income	Note: 9	4,107,575.04	1,570,073.14	5,677,648.18
Total Income		18,167,305.99	11,250,911.45	29,418,217.45
Expenses				
Management Fee		2,580,891.37	1,417,996.52	3,998,887.89
Trustee Fee		158,980.00	101,884.50	260,864.49
Custodian Fee		146,580.43	112,177.50	258,757.93
Agent Commission		-	1,216,342.50	1,216,342.50
CDBL Charges		91,537.02	5,952.10	97,489.12
Publication Expenses		91,000.00	79,000.00	170,000.00
CDBL Data Connectivity Charge		17,250.00	10,350.00	27,600.00
IPO Expenses		12,000.00	20,000.00	32,000.00
Bank Charges		40,071.00	890.00	40,961.00
EI Registration Fee		25,000.00	0.00	25,000.00
Amortization of Preliminary Expenses		463,132.26	239,371.73	702,503.99
Others Expense			13,900.00	13,900.00
Total Expenses		3,626,442.08	3,217,864.84	6,844,306.92
Total Income Before Provision		14,540,863.92	8,033,046.61	22,573,910.53
Provision against Marketable Investment		(18,593,056.92)	(7,791,450.24)	(26,384,506.76)
Net Profit for the Period		(4,052,193.00)	241,596.37	(3,810,596.23)


No. of Unit	28,061,100	28,569,200	28,569,200
Earnings per Unit	0.52	0.28	0.79



Sr. Executive
HF Asset Management Limited



Chief Operating Officer
HF Asset Management Limited



Managing Director & CEO
HF Asset Management Limited

HFAML UNIT FUND

Statement of Changes in Unit Capital
For the Period ended on Sept. 30, 2018

Particulars	Unit Capital	Dividend Equalization Reserve	Unrealized Gain/(Loss)	Retained Earnings	Total Equity
Balance as on June 30, 2018	279,239,647.50	-	(18,593,056.52)	14,540,863.92	275,187,454.90
Unit Capital	5,009,866.00				5,009,866.00
Provision for Marketable Investment					-
Dividend Equalization Reserve		-			-
Unrealized Gain/(Loss)			(7,791,450.24)		(7,791,450.24)
Net Profit (Before Provision)				8,033,046.61	8,033,046.61
Balance as on Sept. 30, 2018	284,249,513.50	-	(26,384,506.76)	22,573,910.53	280,438,917.27

Amounts in Taka



Sr. Executive
HF Asset Management Limited



Managing Director & CEO
HF Asset Management Limited

Chief Operating Officer

HF Asset Management Limited

HFAML Unit Fund

Cash Flow Statement

For the Period ended on Sept. 30, 2018

Amounts in Laka

Particulars	01-Jan-2018 to 30-Jun-2018	01-July-2018 to 30-Sept.-2018
Cash Flow form Operating Activities	1,344,010.90	1,171,856.99
Dividend Income Received	2,152,030.00	2,425,710.00
Interest Income Received	1,225,500.00	1,618,994.59
Payment for Expenses	(2,033,519.10)	(2,872,847.60)
Cash Flow from Investing Activities	(151,534,047.52)	(7,422,454.89)
Payment for Investment in Marketable Securities	(163,729,037.16)	(10,565,546.42)
Investment in IPO Shares	(1,617,250.00)	(5,615,890.00)
Payment for Preliminary & Issue Expenses	(3,598,071.97)	-
Received from Sale of Marketable Securities	17,410,311.61	8,758,981.53
Cash Flow from Financing Activities	67,160,647.50	5,009,866.00
Unit Sale	68,118,228.00	5,009,866.00
Unit Repurchase	(957,580.50)	-
Total Cash Flow for the Period	(83,029,389.12)	(1,240,731.90)
Beginning Cash Balance	138,467,063.27	55,437,674.15
Ending Cash Balance	55,437,674.15	54,196,942.25

Net Operating Cash Flow Per Unit


0.05

0.04




Sr. Executive

HF Asset Management Ltd.



Chief Operating Officer

HF Asset Management Limited



Managing Director & CEO

HF Asset Management Limited

Quarterly Statement of Composition of Portfolio other than Capital Market Investment

HFAML Unit Fund

as at 30 September 2018

(As per 55(2) of সিকিউরিটিজ ও এক্সচেঞ্জ কমিশন (মিউচুয়াল ফান্ড) বিধিমালা, ২০০১)

Fund Size at Cost Price	Fund Size at Market Price	Investment at Capital Market (Cost) *	Investment other than Capital Market
306,823,424.03	280,438,917.27	249,490,466.95	57,332,957.08

Composition of Portfolio other than Capital Market Investment:

Category of Investment	Name of the Securities/Instruments	Account of Investment at Cost Price	Account of Investment at Market Price
A. Pre-IPO Placement Shares	N/A	N/A	N/A
Sub Total			

B. Money Market Instruments	Description	Amount of Investment	
	N/A	N/A	
Sub Total			

C. FDR	Amount Invested	Date of Investment	Date of Maturity
FDR No. 2018-06-424 (Union Capital Limited)	5,000,000.00	14-Jun-17	14-Dec-18
FDR No. 2018-06-425 (Union Capital Limited)	5,000,000.00	14-Jun-17	14-Dec-18
FDR No. 2018-04-219 (Union Capital Limited)	9,966,750.00	3-Jul-18	3-Jan-18
FDR No. 2018-08-557 (Union Capital Limited)	25,000,000.00	6-Aug-18	6-Feb-19
FDR No. 2018-08-558 (Union Capital Limited)	6,699,219.00	6-Aug-18	6-Nov-18


Sub Total			51,665,969.00
D. Cash at Bank	Name of the Bank	Account Balance	
A/C No. SND 0170145334041	IFIC Bank Limited	2,530,973	
Sub Total			2,530,973.25

Others:(Description)	Amount		
Dividend Receivable	171,500.00		
Interest Receivable	1,291,343.28		
Others Receivable	-		
Others Assets	6,049,751.57		
Other Liabilities	(4,376,580.01)		
Sub Total			


Grand Total			3,136,014.83
			57,332,957.08

* Investment at Capital Market (cost) consists of Listed Securities Tk. 236,487,716.95, Investment in Open-end mutual fund 59,87,800 and IPO Investment Tk. 701,49,50.00


* Figures are unaudited



Sr. Executive



Chief Investment Officer (CIO)



Managing Director & CEO

HF Asset Management Limited
Quarterly Report (July, 2018- Sept. 30, 2018)

Sl. No.	Name of The Fund	Cumulative Investment upto June 30	Securities Purchased from Primary & Secondary Market (July-Sept.) 2018			Sales of Securities (July-Sept.) 2018	Investment at cost of sold securities	Cumulative Investment Upto 30-Sept.-2018 (1+4-6)	Market Price of Cumulative Investment upto 30-Sept.-2018
			IPO + Rights	Secondary	Total (2+3)				
1	HF Asset Management Limited	53.95	2	3	4	5	6	7	8
			2.64	0.14	2.78	4.35	2.12	54.61	56.00
2	HFAML Unit Fund	230.42	7.64	58.12	65.77	55.08	46.70	249.49	217.34

