


<b>HFAML ACME EMPLOYEES' UNIT FUND</b> <b>Statement of Financial Position</b> <b>As on September 30, 2020</b>			
		<i>Amount in BDT</i>	
<b>Particulars</b>	<b>Notes</b>	<b>30-Sep-20</b>	<b>30-Sep-19</b>
<b>Assets</b>			
<b>Non Current Assets</b>			
Preliminary & Issue Expenses	<i>Note: 1</i>	2,615,961	3,128,191
Computer Equipment- Desktop	<i>Note: 2</i>	30,158	38,747
<b>Total Non Current Assets</b>		<b>2,646,119</b>	<b>3,166,938</b>
<b>Current Assets</b>			
Investment in Securities-at cost	<i>Note: 3</i>	122,746,300	95,811,292
Accounts Receivable	<i>Note: 4</i>	3,284,019	1,922,942
Investment in FDR	<i>Note: 5</i>	16,228,714	26,500,000
Prepaid Expenses	<i>Note: 6</i>	75,442	88,086
Cash & Cash Equivalents	<i>Note: 7</i>	10,334,457	21,406,426
<b>Total Current Assets</b>		<b>152,668,932</b>	<b>145,728,746</b>
<b>Total Assets</b>		<b>155,315,051</b>	<b>148,895,684</b>
<b>Equity &amp; Liabilities</b>			
<b>Equity</b>			
Unit Capital	<i>Note: 8</i>	138,426,505	135,312,068
Retained Earnings	<i>Note: 9</i>	800,040	11,080,893
<b>Total Equity</b>		<b>139,226,545</b>	<b>146,392,961</b>
<b>Liabilities</b>			
Accounts Payable	<i>Note: 10</i>	76,590	115,775
Provision for diminution in value of Investment	<i>Note: 11</i>	16,011,915	2,386,947
<b>Total Liabilities</b>		<b>16,088,506</b>	<b>2,502,722</b>
<b>Total Equity &amp; Liabilities</b>		<b>155,315,051</b>	<b>148,895,684</b>
<b>NAV at Cost Price</b>	<i>Note: 15</i>	<b>155,238,461</b>	<b>148,779,908</b>
<b>NAV at Market Price</b>	<i>Note: 16</i>	<b>139,226,545</b>	<b>146,392,961</b>
<b>NAV per Unit (Cost)</b>	<i>Note: 15</i>	<b>11.17</b>	<b>10.99</b>
<b>NAV per Unit (Market)</b>	<i>Note: 16</i>	<b>10.02</b>	<b>10.82</b>
<b>No. of Unit</b>		<b>13,898,753</b>	<b>13,534,242</b>

\*The annexed notes 1-18 form an integral part of these financial statements.

  
 Manager  
 HF Asset Management Limited

  
 Chief Operating Officer  
 HF Asset Management Limited

  
 Managing Director & CEO  
 HF Asset Management Limited

  
 Chairman  
 Trustee Committee, ICB

  
 Dhana

**HFAML ACME EMPLOYEES UNIT FUND**  
**Statement of Comprehensive Income**  
**For the Period Ended on September 30, 2020**

*Amount in BDT*

Particulars	Notes	01-July-2020 to 30-Sep-2020	01-July-2019 to 30-Sep-2019	01-Jan-2020 to 30-Sep-2020	01-Jan-2019 to 30-Sep-2019
<b>Income</b>					
Capital Gain	Note: 12	9,951,774	1,900,667	10,756,259	8,055,351
Dividend Income	Note: 13	1,268,108	83,105	2,121,044	745,118
Interest Income	Note: 14	654,039	1,752,558	1,960,971	5,184,105
<b>Total Income</b>		<b>11,873,921</b>	<b>3,736,330</b>	<b>14,838,274</b>	<b>13,984,574</b>
<b>Expenses</b>					
BSEC Annual Fee		32,763	35,448	97,576	105,187
Trustee Fee		53,305	52,638	143,721	158,374
Custodian Fee		21,018	72,995	49,042	72,995
CDBL Charges		8,356	6,152	51,642	29,823
CDBL Data Connectivity Charge		10,350	10,350	15,064	38,770
IPO Subscription Fee to DSE		3,000	3,000	11,000	15,000
BO A/C maintenance Charge		-	1,800	2,250	1,800
Management Fee		718,339	775,654	2,041,619	2,295,920
Publication Expenses		23,640	25,000	69,190	70,500
Bank Charge & Excise Duty		3,243	5,705	41,841	35,445
Amortization of Preliminary Expenses		127,361	128,307	382,083	380,738
Depreciation Expenses- Desktop		2,143	2,160	6,429	4,110
Other Expenses		3,510	-	35,003	85,092
<b>Total Expenses</b>		<b>1,007,027</b>	<b>1,119,209</b>	<b>2,946,460</b>	<b>3,293,754</b>
<b>Total Income Before Provision</b>		<b>10,866,894</b>	<b>2,617,121</b>	<b>11,891,815</b>	<b>10,690,820</b>
<b>Provision/(Write Back) of provision against Marketable Investment</b>		<b>(11,729,158)</b>	<b>(1,377,175)</b>	<b>(11,630,246)</b>	<b>(2,526,437)</b>
<b>Net Profit for the Period</b>		<b>(862,265)</b>	<b>1,239,946</b>	<b>261,568</b>	<b>8,164,383</b>
<b>No. of Units</b>		<b>13,898,753</b>	<b>13,534,242</b>	<b>13,898,753</b>	<b>13,534,242</b>
<b>Earning Per Unit (EPU)</b>	Note: 17	<b>(0.06)</b>	<b>0.09</b>	<b>0.02</b>	<b>0.60</b>

\*The annexed notes 1-18 form an integral part of these financial statements.

  
Manager  
**HF Asset Management Limited**

  
Chief Operating Officer  
**HF Asset Management Limited**

  
Managing Director & CEO  
**HF Asset Management Limited**

  
Chairman  
**Trustee Committee, ICB**

  
Dhana

**HFAML ACME EMPLOYEES' UNIT FUND**  
**Statement of Changes in Unit Capital**  
**For the Period Ended on September 30, 2020**

*Amount in BDT*

Particulars	Unit Capital	Retained Earnings	Total Equity
<b>Balance as on January 01, 2020</b>	<b>135,333,075</b>	<b>12,721,204</b>	<b>148,054,279</b>
Unit Capital	3,093,430	-	3,093,430
Add: Net Profit for the period	-	261,568	261,568
Less: Dividend Paid	-	(12,182,732)	(12,182,732)
<b>Balance as on September 30, 2020</b>	<b>138,426,505</b>	<b>800,040</b>	<b>139,226,545</b>

**HFAML ACME EMPLOYEES' UNIT FUND**  
**Statement of Changes in Equity**  
**For the Period ended on September 30, 2019**

*Amount in BDT*

Particulars	Unit Capital	Retained Earnings	Total Equity
<b>Balance as on January 01, 2019</b>	<b>137,717,800</b>	<b>2,916,510</b>	<b>140,634,310</b>
Unit Capital	(2,405,732)	-	(2,405,732)
Add: Net Profit for the period		8,164,383	8,164,383
Less: Dividend Paid		-	-
<b>Balance as on September 30, 2019</b>	<b>135,312,068</b>	<b>11,080,893</b>	<b>146,392,961</b>

\*The annexed notes 1-18 form an integral part of these financial statements.

  
Manager

**HF Asset Management Limited**

  
Chief Operating Officer

**HF Asset Management Limited**

  
Managing Director & CEO  
**HF Asset Management Limited**

  
Chairman

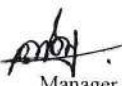
**Trustee Committee, ICB**






**HFAML ACME EMPLOYEES' UNIT FUND**  
**Statement of Cash Flows**  
**For the Period Ended on September 30, 2020**

Particulars	Notes	Amount in BDT			
		01-July-2020 to 30-Sep-2020	01-July-2019 to 30-Sep-2019	01-Jan-2020 to 30- Sep-2020	01-Jan-2019 to 30- Sep-2019
<b>Cash Flows form Operating Activities (A)</b>		<b>(890,733)</b>	<b>722,137</b>	<b>(380,141)</b>	<b>4,087,739</b>
Dividend Income Received		201,698	287,759	1,870,351	821,368
Interest Income Received		426,916	1,468,515	1,732,580	7,350,177
Payment for Expenses		(1,519,347)	(1,034,137)	(3,983,072)	(4,083,806)
<b>Cash Flows from Investing Activities (B)</b>		<b>(2,019,714)</b>	<b>(6,203,371)</b>	<b>(6,044,437)</b>	<b>(117,993,401)</b>
Payment for Investment in Marketable Securities		(29,442,644)	(21,700,761)	(54,592,562)	(148,672,920)
Investment in IPO Shares		567,690	(4,456,750)	(1,518,630)	(7,743,590)
Payment for Preliminary & Issue Expenses		-	-	-	(3,566,110)
Purchase of Computer Equipment- Desktop		-	-	-	(42,000)
Investment in FDR		(151,167)	-	(5,691,214)	(26,500,000)
Received from Sale of Marketable Securities		27,006,407	19,954,140	55,757,969	68,531,219
<b>Cash Flows from Financing Activities ©</b>		<b>675,200</b>	<b>(4,672,418)</b>	<b>(8,403,742)</b>	<b>135,312,088</b>
Unit Sale		872,000	327,582	2,729,884	145,407,088
Dividend Paid		-	-	(10,936,826)	-
Unit Repurchase		(196,800)	(5,000,000)	(196,800)	(10,095,000)
<b>Total Cash Flows for the Period (A+B+C)</b>		<b>(2,235,247)</b>	<b>(10,153,652)</b>	<b>(14,828,320)</b>	<b>21,406,426</b>
<b>Beginning Cash &amp; Cash Equivalent</b>		<b>12,569,704</b>	<b>31,560,078</b>	<b>25,162,777</b>	<b>-</b>
<b>Ending Cash &amp; Cash Equivalent</b>		<b>10,334,457</b>	<b>21,406,426</b>	<b>10,334,457</b>	<b>21,406,426</b>
<b>Net Operating Cash Flows Per Unit</b>	<i>Note: 18</i>	<b>(0.06)</b>	<b>0.05</b>	<b>(0.03)</b>	<b>0.30</b>

  
Manager  
HF Asset Management Limited

  
Chief Operating Officer  
HF Asset Management Limited

  
Managing Director & CEO  
HF Asset Management Limited

  
Chairman  
Trustee Committee, ICB



**HFAML ACME EMPLOYEES' UNIT FUND**

**Notes to the Accounts**

**For the Period Ended on September 30, 2020**

Particulars	Amount in BDT	
	30-Sep-20	30-Sep-19
<i>Note: 1</i>		
<b>Preliminary &amp; Issue Expenses</b>	<b>2,615,961</b>	<b>3,128,191</b>
Opening Balance	2,998,044	3,256,498
Amortization during the period	(382,083)	(128,307)
<i>Note: 2</i>		
<b>Computer Equipment - Desktop</b>	<b>30,158</b>	<b>38,747</b>
Cost	36,587	42,857
Less: Accumulated Depreciation	(6,429)	(4,110)
<i>Note: 3</i>		
<b>Investment in Securities at Cost Price (Details in Annexure -A)</b>	<b>122,746,300</b>	<b>95,811,292</b>
Investment in listed securities	117,574,560	95,811,292
Investment in non-listed securities (IPO)	168,540	-
Investment in non-listed securities (MF-Open End)	5,003,200	-
<i>Note: 4</i>		
<b>Accounts Receivable</b>	<b>3,284,019</b>	<b>1,922,942</b>
Dividend receivable (Details in Annexure -B)	1,724,258	-
Interest receivable	768,384	1,711,335
Receivable from Sale of Securities	791,377	211,607
<i>Note: 5</i>		
<b>Investment in FDR (6 months)</b>	<b>16,228,714</b>	<b>-</b>
IIDFC-101-12-7880	5,151,167	-
IFIC Bank Limited-1325331	11,077,547	-
<i>Note: 6</i>		
<b>Prepaid Expenses</b>	<b>75,442</b>	<b>88,086</b>
Advance BSEC Annual Fee	32,763	35,448
CDBL Annual Fee	4,417	-
Advance Trustee Fee	38,263	52,638
<i>Note: 7</i>		
<b>Cash &amp; Cash Equivalents</b>	<b>10,334,457</b>	<b>21,406,426</b>
Cash at Bank-IFIC	5,119,707	111,826
Term Deposit- FDR (3 Months)-UCL:2020-02-028	5,214,750	21,294,600
<i>Note: 8</i>		
<b>Unit Capital</b>	<b>138,426,505</b>	<b>135,312,068</b>
Sponsor Contribution	50,000,000	50,000,000
Fund Collected other than Sponsors	88,987,530	85,342,420
Unit Discount	(628,985)	(95,000)
Unit Premium	67,960	64,648
<b>No. of Units</b>	<b>13,898,753</b>	<b>13,534,242</b>
<i>Note: 9</i>		
<b>Retained Earnings</b>	<b>800,040</b>	<b>11,080,893</b>
Opening Balance	12,721,204	9,840,947
Add: Profit during the period	261,568	1,239,946
Less: Dividend paid during the period	(12,182,732)	-
<i>Note: 10</i>		
<b>Accounts Payable</b>	<b>76,590</b>	<b>115,775</b>
Source Tax Payable	8,367	2,228
Payable for Publication of Periodical Report	1,680	4,560
Payable for Custodian Fees	62,343	26,690
Payable for Management Fees	-	4,919
Fraction of SIP	34	38

IPO/RPO Payment  
Others Payable

-	77,340
4,167	-

Note: 11

**Provision for diminution in value of investment:**

Opening Balance  
Add: Provision/ (write back) for diminution in value of investment

<b>16,011,915</b>	<b>2,386,947</b>
4,381,669	1,009,772
11,630,246	1,377,175

Note: 12

**Capital Gain (Details in Annexure -C)**

Gain on Sale of Securities

<b>10,756,259</b>	<b>1,900,667</b>
10,756,259	1,900,667

Note: 13

**Dividend Income (Details in Annexure -D)**

Dividend Income from Securities

<b>2,121,044</b>	<b>83,105</b>
2,121,044	83,105

Note: 14

**Interest Income**

Cash at Bank (SND & CP)  
Term Deposit (FDR)

<b>1,970,228</b>	<b>1,752,558</b>
474,475	109,498
1,495,753	1,643,060

Note: 15

**Net Asset Value (NAV) per unit at cost price**

Total Asset value at cost price  
Less: Accounts Payable  
**Net Asset Value (A)**  
Outstanding Number of Units (B)  
**NAV per unit at cost price (A ÷ B)**

155,315,051	148,895,684
(76,590)	(115,775)
<b>155,238,461</b>	<b>148,779,909</b>
13,898,753	13,534,242
<b>11.17</b>	<b>10.99</b>

Note: 16

**Net Asset Value (NAV) per unit at Market Price**

Total Asset value at cost price  
Less: Accounts Payable  
Provision for diminution in value of Investment  
**Net Asset Value (A)**  
Outstanding Number of Units (B)  
**NAV per unit at Market price (A ÷ B)**

155,315,051	148,895,684
(76,590)	(115,775)
(16,011,915)	(2,386,947)
<b>139,226,545</b>	<b>146,392,962</b>
13,898,753	13,534,242
<b>10.02</b>	<b>10.82</b>

Note: 17

**Earnings Per Unit**

Net profit/ (Loss) after provision during the year (A)  
Outstanding Number of Units (B)  
**Earnings Per Unit during the year (A ÷ B)**

261,568	8,164,383
13,898,753	13,534,242
<b>0.02</b>	<b>0.60</b>

Note: 18

**Net operating cash flow per share**

Net operating cash flow for the year (A)  
Outstanding Number of Units (B)  
**Net operating cash flow per share (A ÷ B)**

(380,140.77)	4,087,739.00
13,898,753	13,534,242
<b>(0.03)</b>	<b>0.30</b>

  
Mahager  
HF Asset Management Limited

  
Chief Operating Officer  
HF Asset Management Limited

  
Managing Director & CEO  
HF Asset Management Limited

  
Chairman  
Trustee Committee, ICB

  
DP