


<b>HFAML-ACME EMPLOYEES' UNIT FUND</b> Statement of Comprehensive Income For the Quarter from January 01, 2019 to March 31, 2019				
Amount in BDT				
Particulars	Notes	01-Jan-2019 to 31-Mar-2019	07-Oct-2018 to 31-Dec-2018	Consolidated (07-Oct-2018 to 31- Mar-2019)
<b>Income</b>				
Profit on Sale of Securities	Note: 11	5,086,757.56	-	5,086,757.56
Dividend Income	Note: 12	211,409.32	76,250.00	287,659.32
Interest Income	Note: 13	1,785,734.00	3,887,408.38	5,673,142.38
<b>Total Income</b>		<b>7,083,900.88</b>	<b>3,963,658.38</b>	<b>11,047,559.26</b>
<b>Expenses</b>				
BSEC Annual Fee		34,676.96	-	34,676.96
Trustee Fee		52,646.31	-	52,646.31
Custodian Fee		-	-	-
CDBL Charges		9,469.26	26,757.16	36,226.42
CDBL Data Connectivity Charges		18,070.00	1,725.00	19,795.00
Advertisement & Publication Expenses		22,750.00	10,500.00	33,250.00
IPO Expenses		6,000.00	11,173.00	17,173.00
EI Registration Fee		-	25,000.00	25,000.00
Management Fee		764,728.15	344,482.75	1,109,210.90
Sales Agent Commission		(21.00)	657,883.50	657,862.50
Bank Charges & Excise Duty		1,250.25	51,936.00	53,186.25
Amortization of Preliminary Expenses		125,518.13	57,180.48	182,698.61
Other Expenses		30,303.00	-	30,303.00
<b>Total Expenses</b>		<b>1,065,391.06</b>	<b>1,186,637.89</b>	<b>2,252,028.95</b>
<b>Total Income Before Provision</b>		<b>6,018,509.82</b>	<b>2,777,020.49</b>	<b>8,795,530.31</b>
<b>Provision against Marketable Investment</b>		<b>(656,142.69)</b>	<b>139,489.67</b>	<b>(516,653.02)</b>
<b>Net Profit for the Period</b>		<b>5,362,367.13</b>	<b>2,916,510.16</b>	<b>8,278,877.29</b>

No. of Units

13,321,000

Earnings Per Unit

0.62


  
Senior Executive  
HF Asset Management Limited

  
Chief Operating Officer  
HF Asset Management Limited

  
MD & CEO  
HF Asset Management Limited

HFAML-ACME EMPLOYEES' UNIT FUND		
Statement of Financial Position		
For the Period ended on March 31, 2019		
<i>Amount in BDT</i>		
Particulars	Notes	31-Mar-19
<b>Assets</b>		
<b>Non Current Assets</b>		
Preliminary & Issue Expenses	<i>Note:1</i>	3,383,411
<b>Current Assets</b>		
Investment in Securities at Cost Price	<i>Note:2</i>	77,497,906
Accounts Receivable	<i>Note:3</i>	6,377,614
Investment in FDR	<i>Note:4</i>	53,000,000
Prepaid Expenses	<i>Note:5</i>	159,046
Cash & Cash Equivalents	<i>Note:6</i>	2,383,546
<b>Total Assets</b>		<b>142,801,523</b>
Equity & Liabilities		
<b>Equity</b>		
Unit Capital	<i>Note:7</i>	133,144,015
Retained Earnings	<i>Note:8</i>	8,278,877
<b>Total Equity</b>		<b>141,422,892</b>
<b>Liabilities</b>		
Accounts Payable	<i>Note:9</i>	861,977
Provision/(Write back) for diminution in value of Investments	<i>Note:10</i>	516,653
<b>Total Liabilities</b>		<b>1,378,630</b>
<b>Total Liabilities &amp; Equity</b>		<b>142,801,523</b>
<b>NAV at Cost Price</b>		<b>141,939,545</b>
<b>NAV at Market Price</b>		<b>141,422,892</b>
<b>NAV per Unit (Cost)</b>		<b>10.66</b>
<b>NAV per Unit (Market)</b>		<b>10.62</b>
<b>No. of Unit</b>		<b>13,321,000</b>

  
 Senior Executive  
 HF Asset Management Limited

  
 Chief Operating Officer  
 HF Asset Management Limited

  
 MD & CEO  
 HF Asset Management Limited

**HFAML-ACME EMPLOYEES' UNIT FUND**


Statement of Changes in Equity  
For the Period ended on March 31, 2019

*Amount in BDT*

Particulars	Unit Capital	Retained Earnings	Total Equity
<b>Balance as on December 31, 2018</b>	<b>137,717,800</b>	<b>2,916,510</b>	<b>140,634,310</b>
Unit Capital	(4,573,785)		(4,573,785)
Net Profit for the period		5,362,367	5,362,367
<b>Balance as on March 31, 2019</b>	<b>133,144,015</b>	<b>8,278,877</b>	<b>141,422,892</b>



Senior Executive  
HF Asset Management Limited



Chief Operating Officer  
HF Asset Management Limited



MD & CEO  
HF Asset Management Limited

**HFAML-ACME EMPLOYEES' UNIT FUND****Cash Flow Statement**

For the Period ended on March 31, 2019

Amount in BDT


Particulars	Notes	07-Oct-2018 to 31-Mar-2019
<b>Cash Flow form Operating Activities</b>		<b>1,625,250</b>
Dividend Income Received		76,409
Interest Income Received		2,997,496
Payment for Expenses		(1,448,655)
<b>Cash Flow from Investing Activities</b>		<b>(132,385,719)</b>
Payment for Investment in Marketable Securities		(105,544,569)
Investment in IPO Shares		(2,828,160)
Payment for Preliminary & Issue Expenses		(3,566,110)
Investment in FDR		(53,000,000)
Received from Sale of Marketable Securities		32,553,119
<b>Cash Flow from Financing Activities</b>		<b>133,144,015</b>
Unit Sale		138,239,015
Unit Repurchase		(5,095,000)
<b>Total Cash Flow for the Period</b>		<b>2,383,546</b>
<b>Beginning Cash &amp; Cash Equivalent</b>		-
<b>Ending Cash &amp; Cash Equivalent</b>		<b>2,383,546</b>

Net Operating Cash Flow Per Unit

0.12

  
Sr. Executive  
HF Asset Management Limited

  
MD & CEO  
HF Asset Management Limited

  
Chief Operating Officer  
HF Asset Management Limited

**HFAML-ACME EMPLOYEES' UNIT FUND**  
**Notes to the Accounts**  
**For the period from Oct. 07, 2018 to March 31, 2019**

	31-Mar-19	31-Dec-18
Note: 8		
<b>Retained Earnings</b>	<b>8,278,877.29</b>	<b>2,916,510.16</b>
Opening Balance	2,916,510.16	-
Add: Profit during the period	5,362,367.13	2,916,510.16
	<b>8,278,877.29</b>	<b>2,916,510.16</b>
Less: Dividend paid during the period	-	-

Note: 9

**Accounts Payable**

Payable for issue and formation expenses  
Source Tax Payable  
Payable for Publication of Periodical Report  
Payable Custodian Fees  
Payable for Management Fees  
Payable for Selling Agent Commission  
Payable to AMC  
IPO/RPO Payment  
Payable to ICB Securities

	861,977.34	1,499,001.25
	-	-
	11,833.00	350.00
	8,400.00	24,480.00
	-	-
	764,404.34	344,482.75
	-	657,883.50
	-	6,190.00
	77,340.00	77,340.00
	-	-
	-	388,275.00

Note: 10

**Provision/(write back) for diminution in value of investment**

Opening Balance  
Add: Provision/(write back) for diminution in value of investment

\*Rate of Provision for diminution of value of marketable investment @ 20%

	516,653.02	(139,489.67)
	(139,489.67)	-
	3,280,713.47	(139,489.67)

Note: 11

**Capital Gain**

Gain on Sale of Securities

	5,086,757.56	-
	<b>5,086,757.56</b>	-

Note: 12

**Dividend Income**

Dividend Income from Securities


	211,409.32	76,250.00
	<b>211,409.32</b>	<b>76,250.00</b>


Note: 13

**Interest Income**

Cash at Bank (SND & CP)  
Term Deposit (FDR)

	359,483.99	3,049,547.27
	1,426,250.01	837,861.11
	<b>1,785,734.00</b>	<b>3,887,408.38</b>

  
Sr. Executive  
**HF Asset Management Limited**

  
Chief Operating Officer  
**HF Asset Management Limited**

  
MD & CEO  
**HF Asset Management Limited**



**HFAML-ACME EMPLOYEES' UNIT FUND**  
**Notes to the Accounts**  
**For the period from Oct. 07, 2018 to March 31, 2019**

*Amount in BDT*

Note: 8

**Retained Earnings**

Opening Balance  
Add: Profit during the period

Less: Dividend paid during the period

31-Mar-19	31-Dec-18
<b>8,278,877.29</b>	<b>2,916,510.16</b>
2,916,510.16	-
5,362,367.13	2,916,510.16
<b>8,278,877.29</b>	<b>2,916,510.16</b>
-	-

Note: 9

**Accounts Payable**

Payable for issue and formation expenses  
Source Tax Payable  
Payable for Publication of Periodical Report  
Payable Custodian Fees  
Payable for Management Fees  
Payable for Selling Agent Commission  
Payable to AMC  
IPO/RPO Payment  
Payable to ICB Securities

861,977.34	1,499,001.25
-	-
11,833.00	350.00
8,400.00	24,480.00
-	-
764,404.34	344,482.75
-	657,883.50
-	6,190.00
77,340.00	77,340.00
-	-
-	388,275.00

Note: 10

**Provision/(write back) for diminution in value of investment**

Opening Balance  
Add: Provision/(write back) for diminution in value of investment

\*Rate of Provision for diminution of value of marketable investment @ 20%

516,653.02	(139,489.67)
(139,489.67)	-
3,280,713.47	(139,489.67)

Note: 11

**Capital Gain**

Gain on Sale of Securities

5,086,757.56	-
<b>5,086,757.56</b>	-

Note: 12

**Dividend Income**

Dividend Income from Securities

211,409.32	76,250.00
<b>211,409.32</b>	<b>76,250.00</b>

Note: 13

**Interest Income**

Cash at Bank (SND & CP)  
Term Deposit (FDR)

359,483.99	3,049,547.27
1,426,250.01	837,861.11
<b>1,785,734.00</b>	<b>3,887,408.38</b>

Sr. Executive  
**HF Asset Management Limited**

Chief Operating Officer  
**HF Asset Management Limited**

MD & CEO  
**HF Asset Management Limited**