
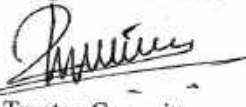


HFAML-ACME EMPLOYEES' UNIT FUND			
Statement of Financial Position			
As on June 30, 2020			
Particulars	Notes	Amount in BDT	
		30-Jun-20	30-Jun-19
Assets			
Non Current Assets			
Preliminary & Issue Expenses	Note:1	2,743,322	3,256,498
Computer Equipment-Desktop	Note:2	32,301	40,908
Total Non Current Assets		2,775,623	3,297,406
Current Assets			
Investment in Securities at Cost Price	Note:3	111,830,478	87,072,959
Accounts Receivable	Note:4	1,199,110	2,482,848
Investment in FDR	Note:5	16,077,547	26,500,000
Prepaid Expenses	Note:6	90,829	176,171
Cash & Cash Equivalents	Note:7	12,569,704	31,560,078
Total Current Assets		141,767,668	147,792,056
Total Assets		144,543,291	151,089,462
Equity & Liabilities			
Equity			
Unit Capital	Note:8	137,751,323	139,984,486
Retained Earnings	Note:9	1,662,306	9,840,947
Total Equity		139,413,628	149,825,433
Liabilities			
Accounts Payable	Note:10	846,906	254,257
Provision for diminution in value of Investments	Note:11	4,282,757	1,009,772
Total Liabilities		5,129,662	1,264,029
Total Liabilities & Equity		144,543,291	151,089,462
NAV at Cost Price		143,696,385	150,835,205
NAV at Market Price		139,413,629	149,825,433
NAV per Unit (Cost)		10.40	10.77
NAV per Unit (Market)	Note:11	10.09	10.70
No. of Unit		13,814,584	14,002,173

*The annexed notes 1-14 form an integral part of these financial statements.


 Manager
 HF Asset Management Limited

 Chief Operating Officer
 HF Asset Management Limited


 Managing Director & CEO
 HF Asset Management Limited

 Chairman, Trustee Committee
 Investment Corporation of Bangladesh





HFAML-ACME EMPLOYEES' UNIT FUND Statement of Comprehensive Income For the Period Ended on June 30, 2020			
Amount in BDT			
Particulars	Notes	01-Jan-2020 to 30-June-2020	01-Jan-2019 to 30-June-2019
Income			
Profit on Sale of Securities	Note: 12	804,485	6,154,684
Dividend Income	Note: 13	852,936	662,013
Interest Income	Note: 14	1,306,932	3,431,546
Total Income		2,964,354	10,248,243
Expenses			
BSEC Annual Fee		64,813	69,739
Trustee Fee		90,416	105,736
Custodian Fee		28,024	-
CDBL Charges		32,936	23,671
CDBL Data Connectivity Charges		15,064	28,420
Advertisement & Publication Expenses		45,550	45,500
IPO Expenses		8,000	12,000
Management Fee		1,323,280	1,520,266
Bank Charges & Excise Duty		38,598	29,740
Amortization of Preliminary Expenses		254,722	252,431
Depreciation Expenses-Desktop		4,286	1,949
BO Maintenance Charge		2,250	-
Other Expenses		31,493	85,091
Total Expenses		1,939,433	2,174,544
Total Income Before Provision		1,024,921	8,073,699
Provision write back against Marketable Investment		98,912	(1,149,262)
Net Profit for the Period		1,123,834	6,924,437

No. of Units	13,814,584	14,002,173
Earnings Per Unit	0.08	0.49

*The annexed notes 1-14 form an integral part of these financial statements.


 Manager
 HF Asset Management Limited

 Chief Operating Officer
 HF Asset Management Limited


 Managing Director & CEO
 HF Asset Management Limited

 Chairman, Trustee Committee
 Investment Corporation of Bangladesh


 MP

HFAML-ACME EMPLOYEES' UNIT FUND
Statement of Changes in Unit Capital
For the Period Ended on June 30, 2020

Amount in BDT

Particulars	Unit Capital	Retained Earnings	Total Equity
Balance as on January 01, 2020	135,333,075	12,721,204	148,054,279
Unit Capital	2,418,248		2,418,248
Net Profit for the period		1,123,834	1,123,834
Dividend Paid		(12,182,732)	(12,182,732)
Balance as on June 30, 2020	137,751,323	1,662,306	139,413,628

HFAML-ACME EMPLOYEES' UNIT FUND
Statement of Changes in Unit Capital
For the Period Ended on June 30, 2019


Amount in BDT

Particulars	Unit Capital	Retained Earnings	Total Equity
Balance as on January 01, 2019	137,717,800	2,916,510	140,634,310
Unit Capital	2,266,686		2,266,686
Net Profit for the period		6,924,437	6,924,437
Balance as on June 30, 2019	139,984,486	9,840,947	149,825,433


*The annexed notes 1-14 form an integral part of these financial statements.


Manager

HF Asset Management Limited


Chief Operating Officer
HF Asset Management Limited


Managing Director & CEO
HF Asset Management Limited


Chairman, Trustee Committee
Investment Corporation of Bangladesh


Mr. Thana

HFAML-ACME EMPLOYEES' UNIT FUND
Statement of Cash Flows
For the Period Ended on June 30, 2020

Amount in BDT

Particulars	Notes	01-Jan-2020 to 30-June-2020	01-Jan-2019 to 30-June-2019
Cash Flow form Operating Activities		510,591	469,093
Dividend Income Received		1,668,653	533,609
Interest Income Received		1,305,664	2,884,166
Payment for Expenses		(2,463,725)	(2,948,682)
Cash Flow from Investing Activities		(4,024,723)	(41,403,586)
Payment for Investment in Marketable Securities		(25,149,918)	(109,930,690)
Investment in IPO Shares		(2,086,320)	(1,228,040)
Purchase of Computer Equipment-Desktop		-	(42,000)
Investment in FDR		(5,540,047)	26,500,000
Received from Sale of Marketable Securities		28,751,562	43,297,144
Cash Flow from Financing Activities		(9,078,942)	2,266,706
Unit Sale		1,857,884	6,840,491
Dividend Paid		(10,936,826)	-
Unit Repurchase		-	(4,573,785)
Total Cash Flow for the Period		(12,593,073)	(38,667,786)
Beginning Cash & Cash Equivalent		25,162,777	70,227,864
Ending Cash & Cash Equivalent		12,569,704	31,560,078

Net Operating Cash Flow Per Unit

0.04	0.03
-------------	-------------


Manager
HF Asset Management Limited


Chief Operating Officer
HF Asset Management Limited


Managing Director & CEO
HF Asset Management Limited


Chairman, Trustee Committee
Investment Corporation of Bangladesh



HFAML-ACME EMPLOYEES' UNIT FUND

Notes to the Accounts
For the Period Ended on June 30, 2020

Particulars	Amount in BDT	
	30-Jun-20	30-Jun-19
<i>Note: 1</i>		
Preliminary & Issue Expenses	2,743,322	3,256,498
Opening Balance	2,998,044	3,508,929
Amortization during the period	(254,722)	(252,431)
<i>Note: 2</i>		
Computer Equipment-Desktop	32,301	40,908
Cost	36,587	42,857
Less: Accumulated Depreciation	(4,286)	(1,949)
<i>Note: 3</i>		
Investment in Securities at Cost Price	111,830,478	87,072,959
Investment in listed securities	104,740,958	87,072,959
Investment in Non listed securities (IPO)	2,086,320	-
Investment in non-listed securities (MF-Open End)	5,003,200	-
<i>Note: 4</i>		
Accounts Receivable	1,199,110	2,482,848
Dividend receivable (Annexure - C)	657,850	204,654
Interest receivable	541,260	1,432,292
Receivable from Sale of Securities	-	845,902
<i>Note: 5</i>		
Investment in FDR (6 months)	16,077,547	26,500,000
IIDFC: 101-12-7880	5,000,000	-
IFIC : 1325331	11,077,547	26,500,000
<i>Note: 6</i>		
Prepaid Expenses	90,829	176,171
Advance BSEC Annual Fee	65,526	70,895
CDBL Annual Fee	11,413	-
Advance Trustee Fee	13,890	105,276
<i>Note: 7</i>		
Cash & Cash Equivalents	12,569,704	31,560,078
Cash at Bank-IFIC	7,457,204	905,912
Term Deposit- FDR (3 Months)-UCL: 2020-02-028	5,112,500	30,654,166
<i>Note: 8</i>		
Unit Capital	137,751,323	139,984,486
Sponsor Contribution	50,000,000	50,000,000
Fund Collected other than Sponsors	88,145,840	90,021,730
Unit Discount	(459,165)	(95,000)
Unit Premium	64,648	57,756
No. of Units	13,814,584	14,002,173
<i>Note: 9</i>		
Retained Earnings	1,662,306	9,840,947
Opening Balance	12,721,204	2,916,510
Add: Profit during the period	1,123,834	6,924,437
	13,845,038	9,840,947
Less: Dividend paid during the period	(12,182,732)	-

Note: 10

Accounts Payable

Source Tax Payable
Payable for Publication of Periodical Report
Payable for Management Fees
Payable for Custodian Fee
Payable for Trustee Fee
Payable for Agent Commission
IPO/RPO Payment
Payable to ICB Securities
Fraction of SIP
Payable to Others

846,906	254,257
681,023	11,734
14,160	15,120
-	495
41,325	
-	94,748
-	54,800
-	77,340
110,223	-
16	20
159	-

Note: 11

Provision for diminution in value of investment

Opening Balance

Add: Provision/(write back) for diminution in value of investment

As per rule 67(1) of Bangladesh Securities & Exchange Commission (Mutual Fund) Rules, 2001, 15% of total diminution value in listed securities (BDT. 4,282,756.52) as of reporting date was kept provision during the year. If total diminution value in all securities (BDT. 28,551,710.12) as of reporting date was kept as provision then the total Net Asset Value (NAV) per unit at market price would be BDT. 8.34.

4,282,756.52	1,009,772
4,381,669	(139,490)
(98,912)	1,149,262

Note: 12

Capital Gain

Gain on Sale of Securities (Annexure - A)

804,485	6,154,684.29
804,485	6,154,684

Note: 13

Dividend Income

Dividend Income from Securities (Annexure - B)

852,936	662,013
852,936	662,013

Note: 14

Interest Income

Cash at Bank (SND & CP)
Term Deposit (FDR)

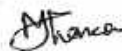
1,306,932	3,431,546
254,203	465,114
1,052,729	2,966,431


Manager
HF Asset Management Limited


Chief Operating Officer
HF Asset Management Limited


Managing Director & CEO
HF Asset Management Limited


Chairman, Trustee Committee
Investment Corporation of Bangladesh


J. Hance