




HFAML-ACME EMPLOYEES' UNIT FUND Statement of Financial Position As on June 30, 2021			
Amount in BDT			
Particulars	Notes	30-June-21	30-June-20
Assets			
Non Current Assets			
Preliminary & Issue Expenses	Note:1	2,145,947	2,743,322
Total Non Current Assets		2,145,947	2,743,322
Current Assets			
Investment in Securities at Cost Price	Note:2	154,646,858	111,830,478
Accounts Receivable	Note:3	6,661,963	1,199,110
Investment in FDR	Note:4	5,382,969	16,077,547
Prepaid Expenses	Note:5	79,581	90,829
Other asset	Note:6	-	32,301.00
Provision for Unrealized gain		134,976	-
Cash & Cash Equivalents	Note:7	16,670,647	12,569,704
Total Current Assets		183,576,994	141,767,668
Total Assets		185,722,940	144,543,291
Equity & Liabilities			
Equity			
Unit Capital	Note:8	150,434,739	137,751,323
Retained Earnings	Note:9	34,280,089	1,662,306
Total Equity		184,714,828	139,413,628
Liabilities			
Accounts Payable	Note:10	1,008,112	846,906
Provision for diminution in value of Investments	Note:11	-	4,282,757
Total Liabilities		1,008,112	5,129,662
Total Liabilities & Equity		185,722,940	144,543,291
NAV at Cost Price		184,714,828	143,696,385
NAV at Market Price		184,714,828	139,413,629
NAV per Unit (Cost)		12.23	10.40
NAV per Unit (Market)		12.23	10.09
No. of Unit		15,098,312	13,814,584

*The annexed notes 1-14 form an integral part of these financial statements.


Sr. Executive
HF Asset Management Limited


Chief Operating Officer
HF Asset Management Limited


Managing Director & CEO
HF Asset Management Limited


Chairman, Trustee Committee
Investment Corporation of Bangladesh



HFAML-ACME EMPLOYEES' UNIT FUND
Statement of Profit, Loss and others Comprehensive Income
For the Period Ended on June 30, 2021

Amount in BDT

Particulars	Notes	01-Jan-2021 to 30-June-2021	01-Jan-2020 to 30-June-2020
Income			
Capital Gain	Note: 12	27,446,314	804,485
Dividend Income	Note: 13	2,070,634	852,936
Interest Income	Note: 14	972,263	1,306,932
Total Income		30,489,211	2,964,354
Expenses			
BSEC Annual Fee		100,285	64,813
Trustee Fee		98,898	90,416
Custodian Fee		59,647	28,024
CDBL Charges		27,271	32,936
CDBL Data Connectivity Charges		17,250	15,064
Advertisement & Publication Expenses		35,338	45,550
IPO Expenses		20,000	8,000
Management Fee		1,827,213	1,323,280
Bank Charges & Excise Duty		19,203	38,598
Amortization of Preliminary Expenses		284,033	254,722
BO Maintenance Charge		-	2,250
Other Expenses		30,317	35,779
Total Expenses		2,519,453	1,939,433
Total Income Before Provision		27,969,758	1,024,921
Provision write back against Marketable Investment		4,230,503	98,912
Net Profit for the Period		32,200,261	1,123,834

Other Comprehensive Income (Unrealized Gain)

134,976.00

No. of Units

15,098,312

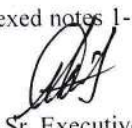
13,814,584


Earnings Per Unit


2.13


0.08

*The annexed notes 1-14 form an integral part of these financial statements.


 Sr. Executive
 HF Asset Management Limited


 Chief Operating Officer
 HF Asset Management Limited


 Managing Director & CEO
 HF Asset Management Limited


 Chairman, Trustee Committee
 Investment Corporation of Bangladesh



HFAML-ACME EMPLOYEES' UNIT FUND
Statement of Changes in Unit Capital
For the Period Ended on June 30, 2021

Amount in BDT

Particulars	Unit Capital	Retained Earnings	Total Equity
Balance as on January 01, 2021	149,650,735	16,974,811	166,625,546
Unit Capital	784,004	-	784,004
Net Profit for the period	-	32,200,261	32,200,261
Provision for Unrealized gain	-	134,976	134,976
Dividend Paid	-	(15,029,958)	(15,029,958)
Balance as on June 30, 2021	150,434,739	34,280,089	184,714,828

HFAML-ACME EMPLOYEES' UNIT FUND
Statement of Changes in Unit Capital
For the Period Ended on June 30, 2020

Amount in BDT


Particulars	Unit Capital	Retained Earnings	Total Equity
Balance as on January 01, 2020	135,333,075	12,721,204	148,054,279
Unit Capital	2,418,248		2,418,248
Net Profit for the period		1,123,834	1,123,834
Dividend Paid		(12,182,732)	(12,182,732)
Balance as on June 30, 2020	137,751,323	1,662,306	139,413,628

*The annexed notes 1-14 form an integral part of these financial statements.


 Sr. Executive
 HF Asset Management Limited


 Chief Operating Officer
 HF Asset Management Limited


 Managing Director & CEO
 HF Asset Management Limited


 Chairman, Trustee Committee
 Investment Corporation of Bangladesh



HFAML-ACME EMPLOYEES' UNIT FUND

Statement of Cash Flows

For the Period Ended on June 30, 2021

Amount in BDT

Particulars	Notes	01-Jan-2021 to 30-June-2021	01-Jan-2020 to 30-June-2020
Cash Flow form Operating Activities		1,069,143	510,591
Dividend Income Received		3,280,959	1,668,653
Interest Income Received		881,565	1,305,664
Payment for Expenses		(3,093,380)	(2,463,725)
Cash Flow from Investing Activities		6,485,243	(4,024,723)
Payment for Investment in Marketable Securities		(38,805,521)	(25,149,918)
Investment in IPO Shares		(7,866,130)	(2,086,320)
Investment in FDR		(231,803)	(5,540,047)
Received from Sale of Marketable Securities		53,388,696	28,751,562
Cash Flow from Financing Activities		(13,370,507)	(9,078,942)
Unit Sale		77,490	1,857,884
Dividend Paid		(12,781,627)	(10,936,826)
Unit Repurchase		(666,371)	-
Total Cash Flow for the Period		(5,816,122)	(12,593,073)
Beginning Cash & Cash Equivalent		22,486,769	25,162,777
Ending Cash & Cash Equivalent		16,670,647	12,569,704

Net Operating Cash Flow Per Unit

0.07	0.04
------	------



Sr. Executive

HF Asset Management Limited



Chief Operating Officer

HF Asset Management Limited



Managing Director & CEO

HF Asset Management Limited



Chairman, Trustee Committee

Investment Corporation of Bangladesh



HFAML-ACME EMPLOYEES' UNIT FUND

Notes to the Accounts

For the Period Ended on June 30, 2021

Amount in BDT

Particulars

30-June-21

30-June-20

Note: 1

Preliminary & Issue Expenses

Opening Balance

Amortization during the period

2,145,947

2,743,322

2,429,979

2,998,044

(284,033)

(254,722)

(29,311)

Note: 2

Investment in Securities at Cost Price

Investment in listed securities

Investment in Non listed securities (IPO)

Investment in non-listed securities (MF-Open End)

154,646,858

111,830,478

146,977,408

104,740,958

-

2,086,320

7,669,450

5,003,200

Note: 3

Accounts Receivable

Dividend receivable (Annexure - C)

Interest receivable

Receivable from Sale of Securities

6,661,963

1,199,110

214,037

657,850

456,171

541,260

5,991,754

-

Note: 4

Investment in FDR (6 months)

Name of the Institution	Account No.	Term	Rate	Amount	Amount
IIDFC	101-12-7880	6 Month	8.25%	5,382,969	5,000,000
IFIC Bank Limited	1325331			-	11,077,547
Total				5,382,969	16,077,547

Note: 5

Prepaid Expenses

Advance BSEC Annual Fee

CDBL Annual Fee

Advance Trustee Fee

79,581

90,829

66,474

65,526

13,107

11,413

-

13,890

Note: 6

Other Asset

Cost

Less: Accumulated Depreciation

-

32,301

30,317

36,587

(30,317)

(4,286)

Note: 7

Cash & Cash Equivalents

Cash at Bank-IFIC

Term Deposit- FDR (3 Months)*

16,670,647

12,569,704

3,368,489

7,457,204

13,302,158

5,112,500

Term Deposit- FDR (3 Months)

Name of the Institution	Account No.	Term	Rate	Amount	Amount
IIDFC	101-14-8352	4 Month	7%	7,771,283	-
UCL	2020-02-028	3 Month	8%	5,530,875	5,000,000
Total				13,302,158	5,000,000

Note: 8

Unit Capital

Sponsor Contribution

Fund Collected other than Sponsors

Unit Discount

Unit Premium

150,434,739

137,751,323

50,000,000

50,000,000

100,983,120

88,145,840

(817,614)

(459,165)

269,233

64,648

No. of Units

15,098,312

13,814,584

Note: 9

Retained Earnings

Opening Balance
Add: Profit during the period

Add: Unrealized Gain
Less: Dividend paid during the period

34,280,089	1,662,306
16,974,811	12,721,204
32,200,261	1,123,834
49,175,072	13,845,038
134,976	-
(15,029,958)	(12,182,732.00)

Note: 10

Accounts Payable

Source Tax Payable
Payable for Publication of Periodical Report
Payable for Management Fees
Payable for Custodian Fee
Payable to ICB Securities
Fraction of SIP
Payable to Others

1,008,112	846,906
4,755	681,023
160	14,160
922,078	-
80,771	41,325
165	110,223
19	16
164	159

Note: 11

Provision for diminution in value of investment

Opening Balance
Add: Provision/(write back) for diminution in value of investment

-	4,282,757
4,230,503	4,381,669
(4,230,503)	(98,912)

As per rule 67(1) of Bangladesh Securities & Exchange Commission (Mutual Fund) Rules, 2001, Provision made for 100% of erosion value as on as on 30.06.2021 as compared to 15% provided on the erosion value as on 30.06.2020.

Note: 12

Capital Gain

Gain on Sale of Securities (Annexure - A)

27,446,314	804,485.39
27,446,314	804,485

Note: 13

Dividend Income

Dividend Income from Securities (Annexure - B)

2,070,634	852,936
2,070,634	852,936

Note: 14

Interest Income

Cash at Bank (SND & CP)
Term Deposit (FD)

972,263	1,306,932
149,174	254,203
823,089	1,052,729

Sr. Executive
HF Asset Management Limited

Chief Operating Officer
HF Asset Management Limited

Managing Director & CEO
HF Asset Management Limited

Chairman, Trustee Committee
Investment Corporation of Bangladesh

ghasem